








Confidence comes with every card.*



know. compare. choose.

How to activate your online Blue Cross member account

Enjoy the convenience — and freedom — you get with your account:

-  Check your balance and plan's benefits.
-  Track your claims and explanation of benefits statements.
-  Find care and look up costs.
-  Get answers fast to questions about your plan with MIBlue Virtual AssistantSM, an interactive, automated chat feature.
-  Show your member ID card, and order more for family members on your plan.


Plus, you can get member discounts, health and well-being resources and more.

ACTIVATE YOUR ACCOUNT IN ONE OF THREE WAYS:

Go online.

1. Go to bcbsm.com/register and select *Register Now*.
2. Once your account is activated, you can set up one for each of your dependents.

Use our app.

1. Download the app from the App Store[®] or Google Play[™] (search **BCBSM**).
2. Tap the  app and then *Register*.

Text us.

Text **REGISTER** to **222764** to start setting up your account.*

*Message and data rates may apply. Visit bcbsm.com for our *Terms and Conditions of Use* and *Privacy Practices*.

Apple and the Apple logo are trademarks of Apple Inc., registered in the U.S. and other countries. App Store is a service mark of Apple Inc., registered in the U.S. and other countries.

Google Play and the Google Play logo are trademarks of Google LLC.

Blue Cross Blue Shield of Michigan and Blue Care Network are nonprofit corporations and independent licensees of the Blue Cross and Blue Shield Association.